


INFĒRA



Skincare Routine

BY INFĒRA



Hyaluronic Boosting

Multi Peptide Eye
Cream

INFĒRA Mini
(Blue Light)

Super Lift Cream

INFĒRA/ BLU
Light Therapy Session

Active Vitamin C

Multi Peptide Eye
Cream

INFĒRA Mini
(Red Light)
Super Lift Cream

WWW.INFĒRA-US.COM

INFERA Products

SKINCARE



Multi Peptide Eye Cream



Active Vitamin C



Hyaluronic Boosting Serum




Super Lift Cream



AHA Repair Serum

INFERA Products


LIGHT THERAPY DEVICES



INFERA MINI



INFERA



BLU



Multi Peptide Eye Cream

How to Use

Apply 1-2 pumps around both eyes.

Key Ingredients

- Peptide Complex
- Tocopherol (Vitamin E)
- Flavonoids (HMC)

Benefits of Key Ingredients

- Combat Age-Related Damage
- Deep Hydration and Nourishment
- Reduced Puffiness
- Diminished Dark Circles
- Protection & Prevention

Light Synergy:

For optimized results, apply this cream using your INFERA mini device.

How Often:

Daily Morning & Night Routine (AM & PM)



Active Vitamin C

Instructions:

After cleansing, apply 3-4 pumps to your face, neck and chest. Allow full absorption before adding other anti-aging products.

Key Ingredients

- Vitamin C
- Amino acids
- Peptide Complex
- Hyaluronic Acid
- Vitamin E
- Calendula
- Chamomile

Benefits of Key Ingredients

- Antioxidant Protection
- Brightening
- Collagen Production
- Hydration:
- Fights Inflammation
- Prevents Premature Aging

Light Synergy:

For enhanced effects, use your INFÉRA device on clean skin for 2-5 minutes. Apply serum to your skin and to the device's glass head and continue light therapy for 60 seconds.

How Often:

Daily Night Routine (PM)

Start with three applications per week for the first two weeks, then increase to daily use.



Hyaluronic Boosting Serum

Instructions:

After cleansing, apply 3-4 pumps to your face, neck, and chest. Allow full absorption before adding other anti-aging products.

Key Ingredients

- Micronized Hyaluronic Acid
- Petides Complex

Benefits of Key Ingredients

- Deep Hydration
- Smooths Texture
- Boosts Elasticity
- Soothes Irritation
- Antioxidant Defense

Light Synergy:

For enhanced effects, use your INFERA device on clean skin for 2-5 minutes. Apply serum to your skin and to the device's glass head and continue light therapy for 60 seconds.

How Often:

Daily Morning Routine (AM)



Super Lift Cream

Instructions:

After cleansing, apply 3-4 pumps to your face, neck, and chest.

Key Ingredients

- Peptides Blend
- Amino Acids Blend

Benefits of Key Ingredients

- Deep Multi-Layer Hydration
- Enhanced Firmness and Elasticity
- Potent Antioxidant Protection
- Rejuvenated and Radiant Skin

Light Synergy:

For enhanced effects, use your INFERA device on clean skin for 2-5 minutes. Apply serum to your face and to the device's glass head and continue light therapy for 60 seconds.

How Often:

Daily Morning Routine
(AM)



AHA Repair Serum

Instructions:

After cleansing, apply 5-6 drops to your face, neck, and chest, avoiding the eye area. Use three times a week and allow for full absorption before layering on additional anti-aging products.

Key Ingredients

- Glycolic Acid
- Lactic Acid
- Salicylic Acid

Benefits of Key Ingredients

- Exfoliation
- Texture Improvement
- Hydration
- Brightening
- Collagen Boost

Light Synergy:

For enhanced effects, use your INFÉRA device on clean skin for 2-5 minutes, then apply this treatment.

How Often:

3 Times a week - Night Routine (PM)



INFERA MINI

How to Use

Utilize Blue-Light Therapy in the morning and Red-Light Therapy in the evening. Gently massage around each eye for 15-30 seconds

Benefits of Our Technology

- Boosts collagen
- Minimizes fine lines and wrinkles.
- Firms skin
- Improves circulation
- Boosts cellular energy.
- Decreases puffiness.
- Reduces dark circles.

How Often:

Daily (AM & PM)

Don't forget to register your warranty

To learn more and activate your warranty visit www.infera-us.com

Product Integration

Use with:
Multi Peptide Eye Cream



INFÉRA

How to Use

Place the glass probe on your skin, moving in long or circular motions for smooth gliding. Use on forehead, cheeks, neck, or other areas. Can be used with any cream/ serum to enhance absorption and effectiveness.

Customize your sessions to fit your needs. Example: 5 minutes daily, 10 minutes three times a week, or 20-30 minutes once a week.

For pain relief: Use with pain relief creams such as CBD Cream, Benguey, tiger balm etc.

How Often:

Anti- Aging: At least 20-30 minutes per Week.

Pain Relief: As needed

Benefits of Our Technology

- Boosts collagen
- Smooths wrinkles
- Firms skin
- Improves circulation
- Boosts cellular energy
- Eases joint pain
- Relieves muscle tension
- Strengthens anti-inflammatory response
- Decreases soreness
- Speeds up healing
- Stimulates hair growth

Don't forget to register your warranty

To learn more and activate your warranty visit

www.infera-us.com

Product Integration

Use with:

- Active Vitamin C
- Hyaluronic Boosting Serum
- Super Lift Cream



Benefits of Our Technology

- Heals acne-prone skin
- Kills bacteria
- Reduces breakouts
- Boosts microcirculation
- Fights inflammation
- Regulates melanin
- Diminishes sun damage, age spots, and discoloration.

Don't forget to register your warranty

To learn more and activate your warranty visit www.infera-us.com

BLU

How to Use

Place the glass probe on your skin, moving in long or circular motions for smooth gliding. Use on forehead, cheeks, neck, or other areas. Can be used with cream/serum to enhance absorption and effectiveness.

Customize your sessions to fit your needs. Example: 5 minutes daily, 10 minutes three times a week, or 20-30 minutes once a week.

How Often:

At least 20-30 Minutes per week

Product Integration

Use with:

- Active Vitamin C
- Hyaluronic Boosting Serum
- Super Lift Cream

INFĒRA 

WWW.INFERA-US.COM